

## ◎ POWER RATING

Intermittent rating kW(PS) / rpm	Max. torque N.m(kg.m) / rpm	Fuel consumption g/kW.h(g/PS.h) / rpm
397 (540) / 2100	2117 (216) / 1500	222 (163) / 2100

1. The engine performance corresponds to ISO 3046, DIN 6270B.
2. If needs continuous duty, Engine power is restricted to 353kW(480ps) @1800rpm.



## ◎ MECHANICAL SYSTEM

- Engine Model PU158TI
- Engine Type V-type 4 cycle, water cooled  
Turbo charged & intercooled
- Combustion type Direct injection
- Cylinder Type Replaceable wet liner
- Number of cylinders 8
- Bore x stroke 128(5.04) x 142(5.59) mm(in.)
- Displacement 14.618(892.0) lit.(in<sup>3</sup>)
- Compression ratio 15 : 1
- Firing order 1-5-7-2-6-3-4-8
- Injection timing 18° BTDC
- Dry weight Approx. 950 kg (2,094 lb)
- Dimension 1,484 x 1,389 x 1,161.5 mm  
(58.4 x 54.7 x 45.7 in.)
- Rotation Counter clockwise viewed from Flywheel
- Fly wheel housing SAE NO.1M
- Fly wheel Clutch NO.14M

## ◎ MECHANISM

- Type Over head valve
- Number of valve Intake 1, exhaust 1 per cylinder
- Valve lashes at cold Intake 0.25mm (0.0098 in.)  
Exhaust 0.35mm (0.0138 in.)

## ◎ VALVE TIMING

- |                 | Opening      | Close        |
|-----------------|--------------|--------------|
| ○ Intake valve  | 24 deg. BTDC | 36 deg. ABDC |
| ○ Exhaust valve | 63 deg. BBDC | 27 deg. ATDC |

## ◎ OPTION & ACCESSORY PARTS

- Engine parts Fly wheel & housing  
Intake & exhaust manifold
- Accessory parts Raditor, silencer & air cleaner
- Electrical parts Gauge panel & stop solenoid

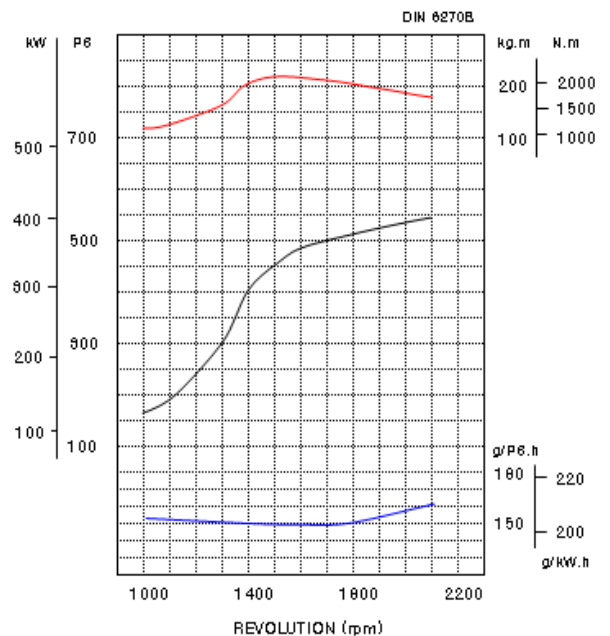
## ◎ FUEL SYSTEM

- Injection pump Bosch in-line "P" type
- Governor Mechanical type
- Feed pump Mechanical type
- Injection nozzle Multi hole type
- Fuel filter Full flow, cartridge type
- Used fuel Diesel fuel oil

## ◎ LUBRICATION SYSTEM

- Lub. Method Fully forced pressure feed type
- Oil pump Gear type driven by crankshaft
- Oil filter Full flow, cartridge type
- Oil pan capacity High level 21 liters ( 5.55 gal.)  
Low level 17 liters ( 4.50 gal.)
- Angularity limit Front down 35 deg.  
Front up 35 deg.  
Side to side 35 deg.
- Lub. Oil Refer to Operation Manual

## ◎ PERFORMANCE CURVE

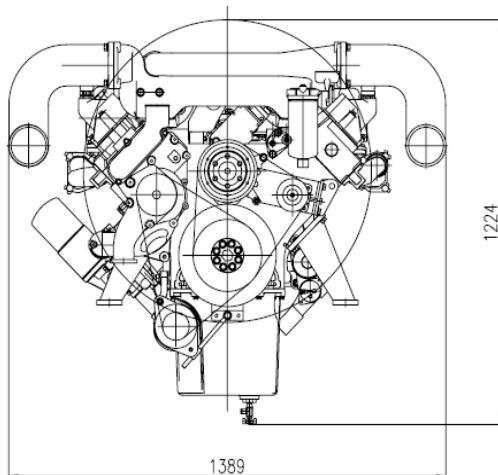


## ◎ COOLING SYSTEM

- Cooling method Fresh water forced circulation
- Water capacity 20 liters ( 5.28 gal.)  
(engine only)
- Pressure system Max. 0.5 kg/cm<sup>2</sup> ( 7.1 psi)
- Water pump Centrifugal type driven by belt
- Water pump Capacity 454 liters ( 120 gal.)/min  
at 2,100 rpm (engine)
- Thermostat Wax – pellet type  
Opening temp. 79°C  
Full open temp. 94°C
- Cooling fan Blower type, plastic  
915 mm diameter, 7 blade

## ◎ ELECTRICAL SYSTEM

- Charging generator 24V x 45A alternator
- Voltage regulator Built-in type IC regulator
- Starting motor 24V x 7.0kW
- Battery Voltage 24V
- Battery Capacity 200 AH (recommended)
- Starting aid (Option) Block heater

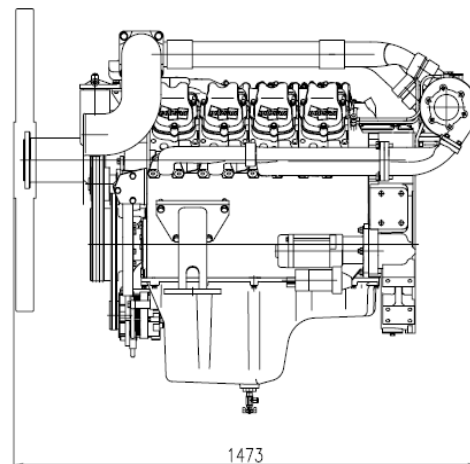


## ◎ ENGINEERING DATA

- Water flow 454 liters/min @2,100 rpm
- Heat rejection to coolant 45.2 kcal/sec @2,100 rpm
- Heat rejection to CAC 18.8 kcal/sec @2,100 rpm
- Air flow 34.5 m<sup>3</sup>/min @2,100 rpm
- Exhaust gas flow 87.4 m<sup>3</sup>/min @2,100 rpm
- Exhaust gas temp. 600 °C @2,100 rpm
- Max. permissible restrictions
  - Intake system 220 mmH<sub>2</sub>O initial  
635 mmH<sub>2</sub>O final
  - Exhaust system 1000 mmH<sub>2</sub>O max.

## ◆ CONVERSION TABLE

- |                                    |                                    |
|------------------------------------|------------------------------------|
| in. = mm x 0.0394                  | lb/ft = N.m x 0.737                |
| PS = kW x 1.3596                   | U.S. gal = lit. x 0.264            |
| psi = kg/cm <sup>2</sup> x 14.2233 | kW = 0.2388 kcal/s                 |
| in <sup>3</sup> = lit. x 61.02     | lb/PS.h = g/kW.h x 0.00162         |
| hp = PS x 0.98635                  | cfm = m <sup>3</sup> /min x 35.336 |
| lb = kg x 2.20462                  |                                    |





**Marshall's Industrial Ltd.**  
Beadle Estate,  
Hithercroft Road, Wallingford,  
Oxfordshire OX10 9DG UK

Switchboard: +44 (0)1491 834666  
@ e-mail [sales@mi-uk.com](mailto:sales@mi-uk.com)  
Web: <http://www.mi-uk.com>  
Company Registration No. 3117801  
VAT No. GB641 9185 29

*Marshall's Industrial*

**Doosan Infracore Co., Ltd.**  
21st Floor, Doosan Tower, 18-12, Euljiro 6-ga,  
Jung-gu, Seoul, Korea

**TEL : +82-2-3398-8400 / Fax : +82-2-3398-8509**  
**E-mail : [enginesales@doosan.com](mailto:enginesales@doosan.com)**  
**Web site : [www.doosaninfracore.com](http://www.doosaninfracore.com)**

※ Specifications are subject to change without prior notice